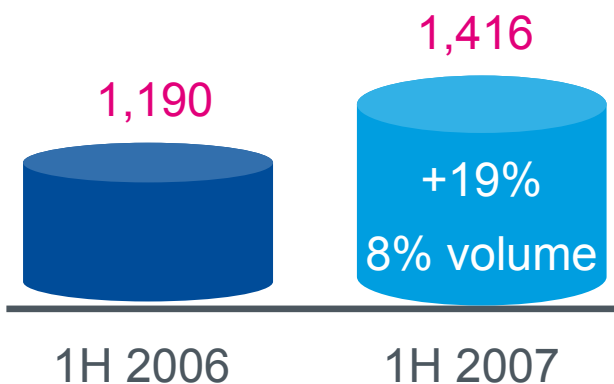




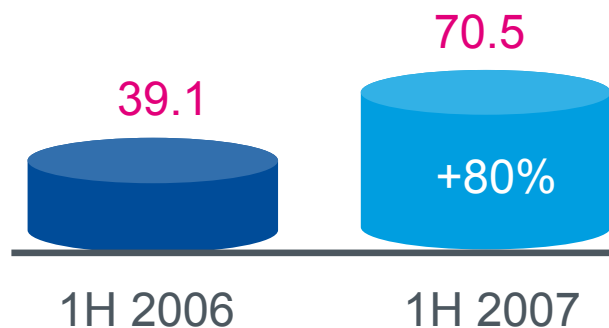
First half-year results 2007

Strong start for another successful year

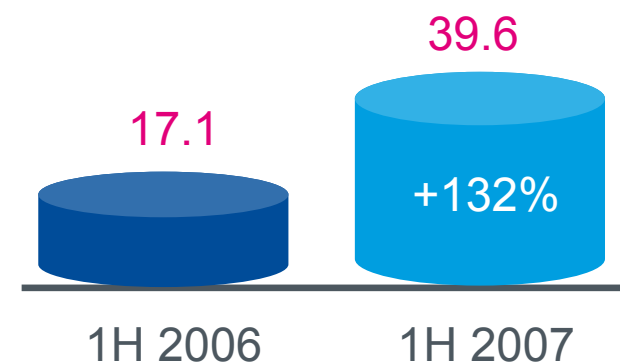
Revenue (€m)



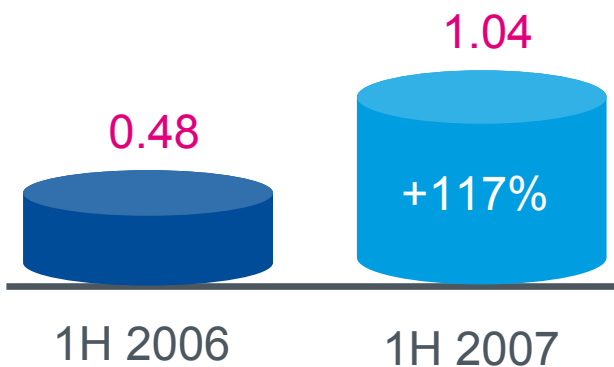
Operating result (€m)



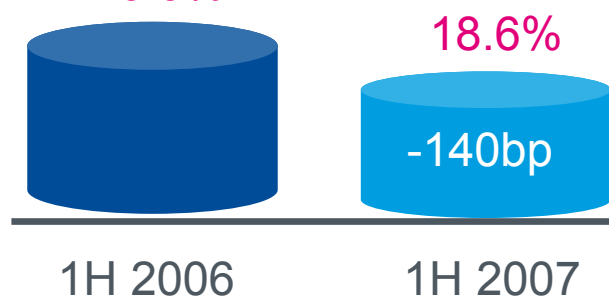
Net income (€m)



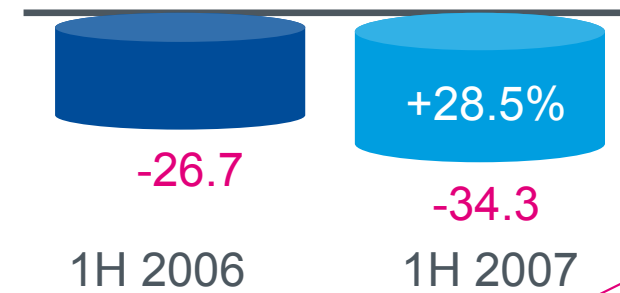
EPS (€)



Operating WC ratio



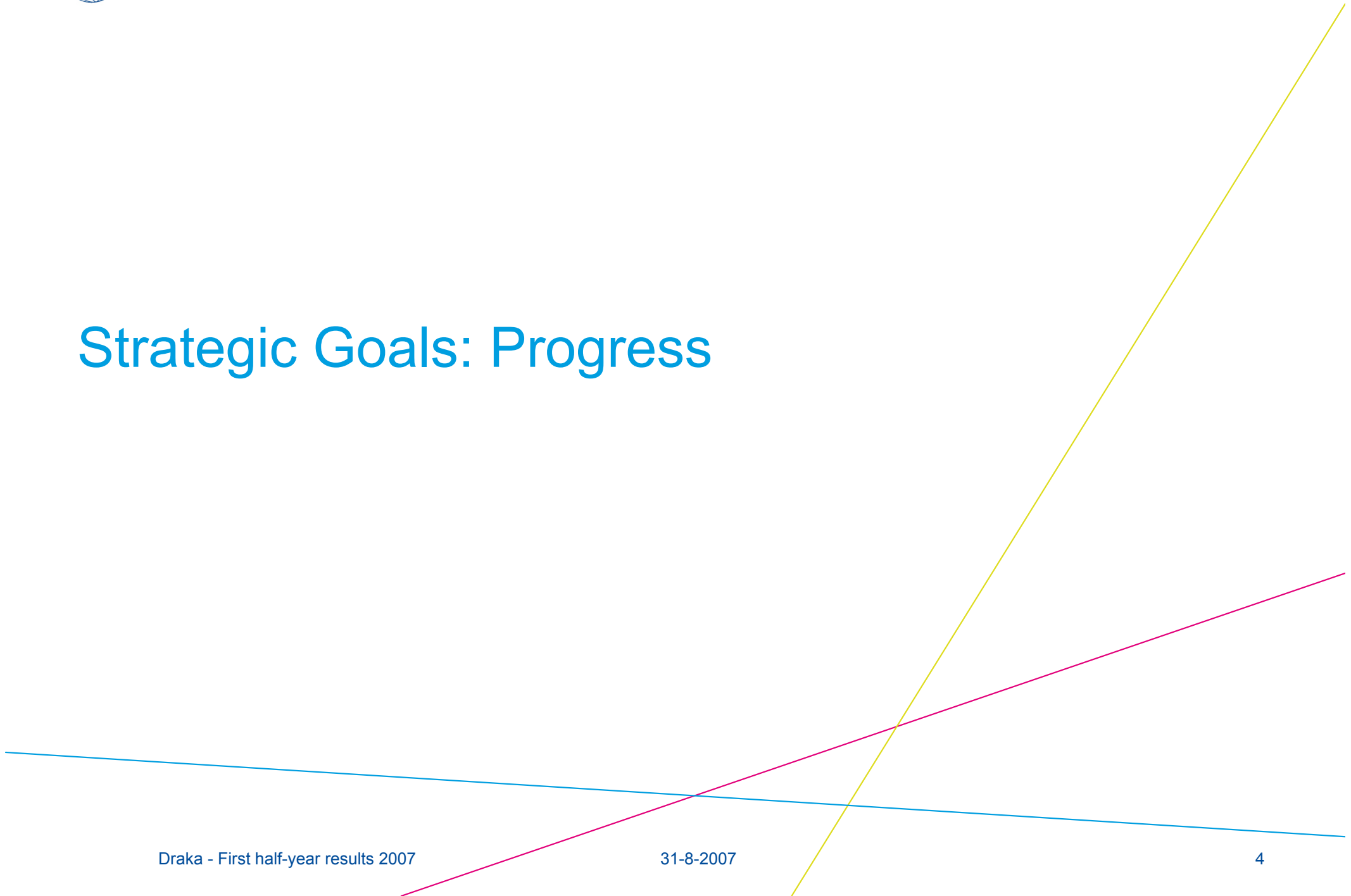
Operating Cash Flow



¹ All figures excluding non-recurring items

- Strategic Goals: Progress
- Financial Results 1H 2007
- Results per Group
- Financial Position
- Outlook for 2007

Strategic Goals: Progress



Delivering on our promises

August 2005

Aug. 2005 - Aug. 2007

Growth

In selected markets (specialty cable & emerging markets)

From 40% to 47% of revenues;
Aggregated volume growth:
€ 265 million or 14.7%

Optimisation

- Stop, Swap & Share projects
- Efficiency drive at operating level

Cost base lowered by € 48 million

Finance

Improve balance sheet ratios

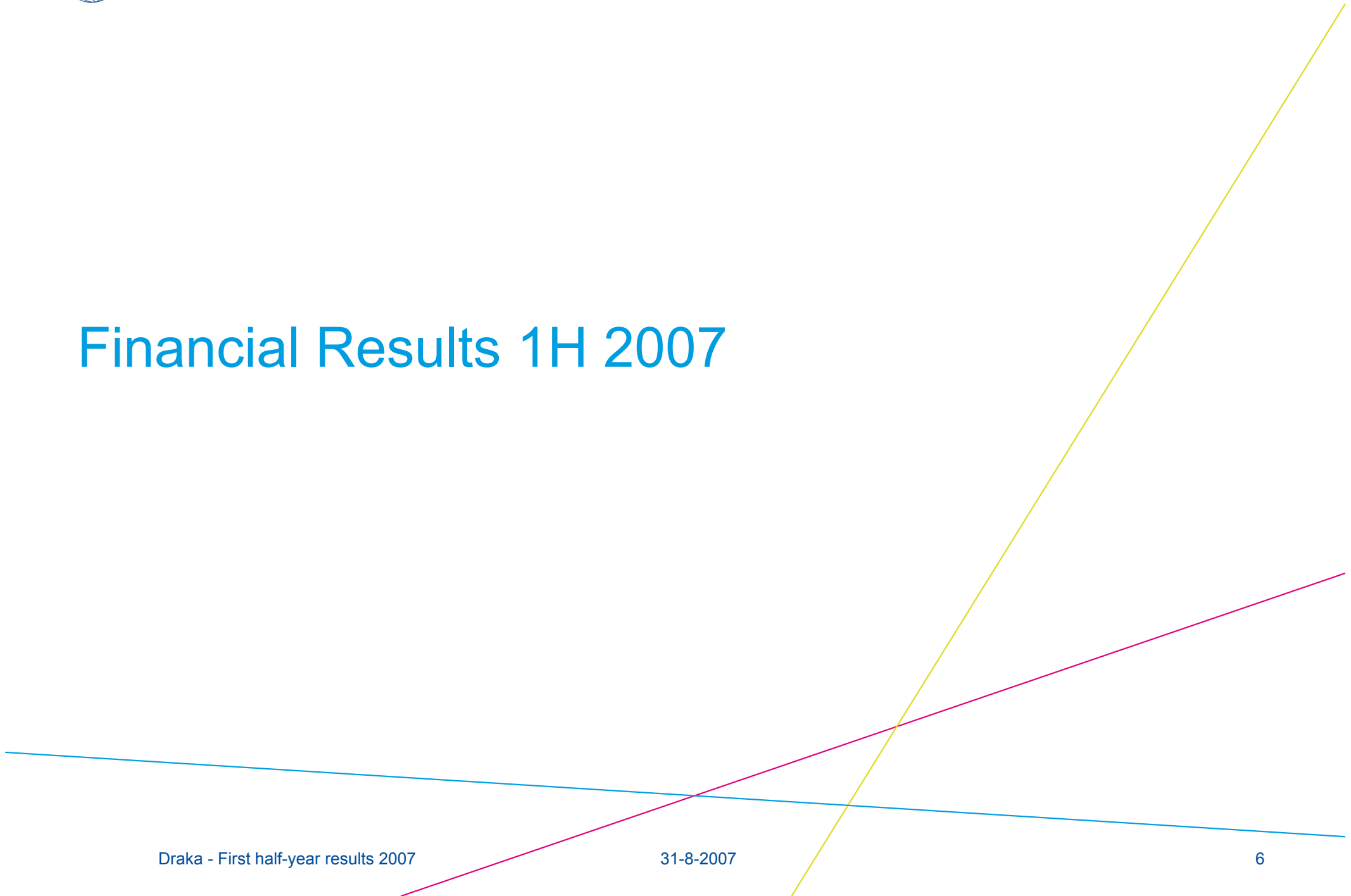
- Solvency: up 400bp to 24.9%
- Net gearing: 89% from 127%

Targets

- EBIT margin 5%
- Operating working capital ratio 20-22%

- EBIT margin: up 360bp to 5.0%
- Operating working capital ratio: lowered to 18.6% from 29.4%

Financial Results 1H 2007



(x €m)	1H 2007	▲ ch	1H 2006 ¹	2H 2006 ¹
Revenues	1,416.3	19%	1,189.6	1,339.8
EBITDA	97.4	46%	66.8	78.5
<i>EBITDA-margin</i>	6.9%	130bp	5.6%	5.9%
EBIT	70.5	80%	39.1	51.5
<i>EBIT-margin</i>	5.0%	170bp	3.3%	3.8%
Net income	39.6	132%	17.1	28.3
EPS (€) ²	1.04	117%	0.48	0.76
Operating cash flow	(34.3)	29%	(26.7)	106.6

¹ Excluding non-recurring items (€ 32.9m negative in 2006 of which € 5m negative in 1H 2006)

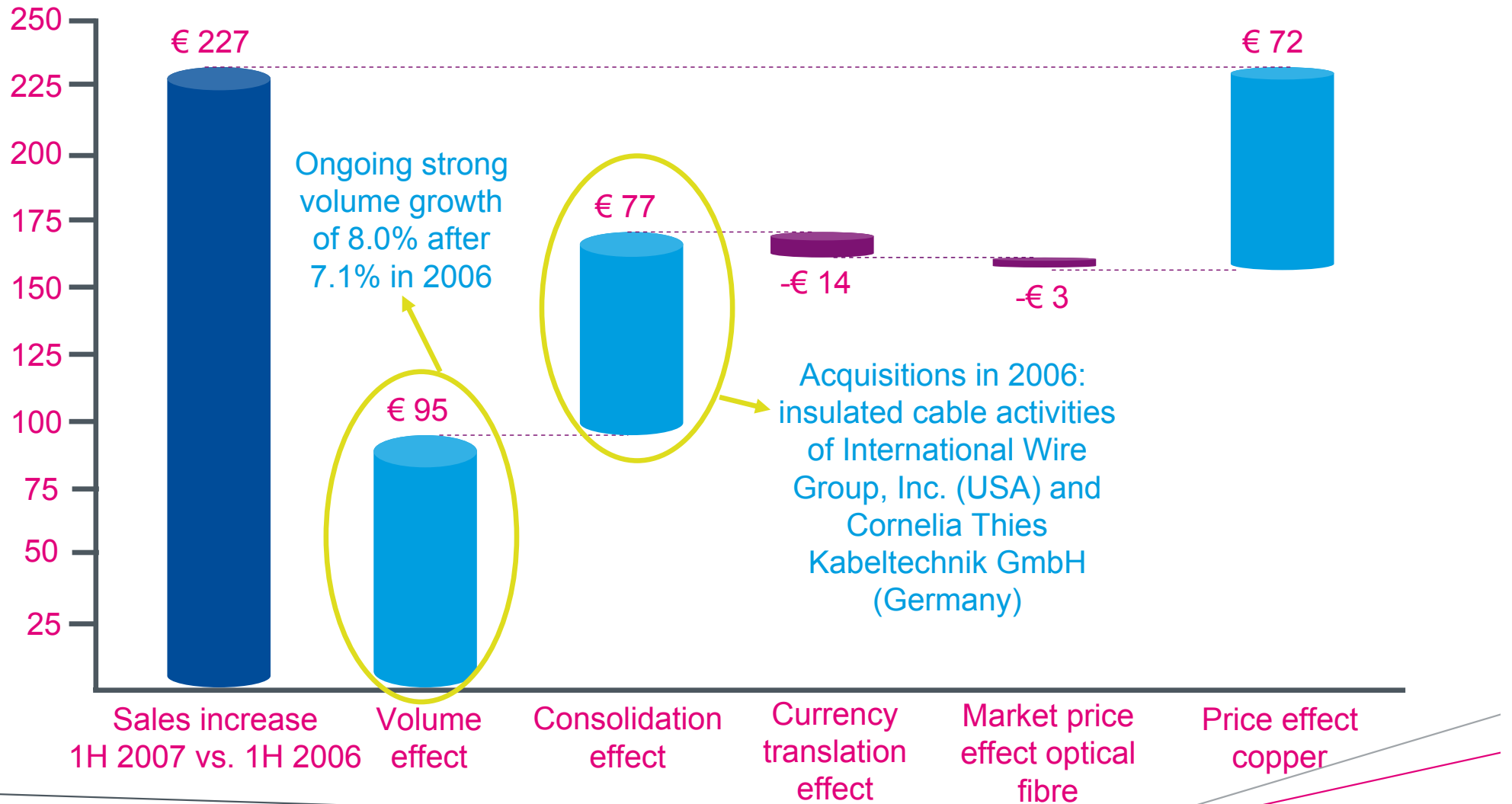
Redeemed in
April 2007

Financing costs

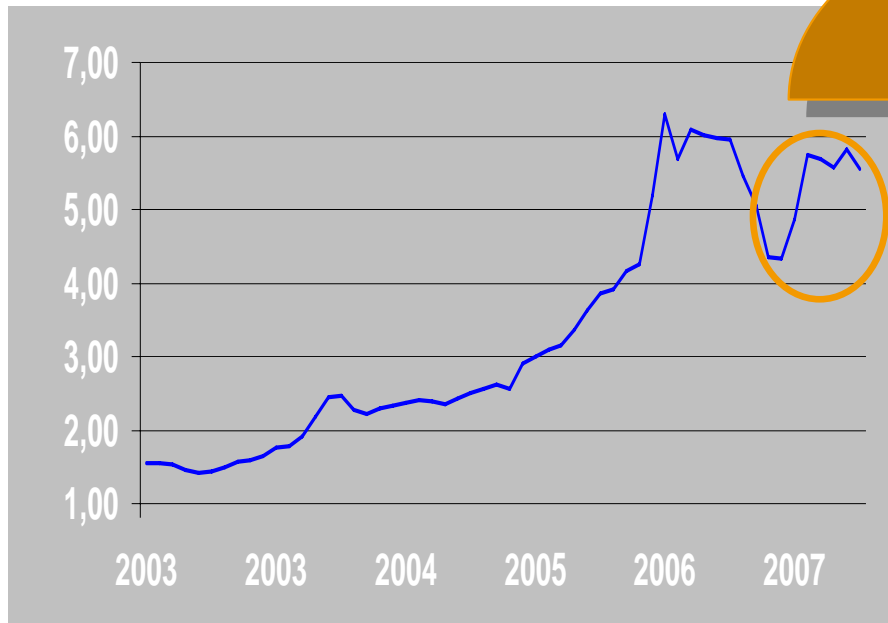
(x €m)	Cash	Non cash	Total	1H 2006
Convertible bond 2007 (€ 95m)				
<i>Interest</i>	(1.4)		(1.4)	(2.4)
<i>IFRS (3%)</i>		(0.9)	(0.9)	(1.4)
Convertible bond 2010 (€ 90m)				
<i>Interest</i>	(2.0)		(2.0)	(1.8)
<i>IFRS (3%)</i>		(1.3)	(1.3)	(1.3)
Alcatel put		(2.7)	(2.7)	+0.8
Interest costs	(13.1)		(13.1)	(9.4)
Preference dividend	-	-	-	(4.6)
Total	(16.5)	(4.9)	(21.4)	(20.1)



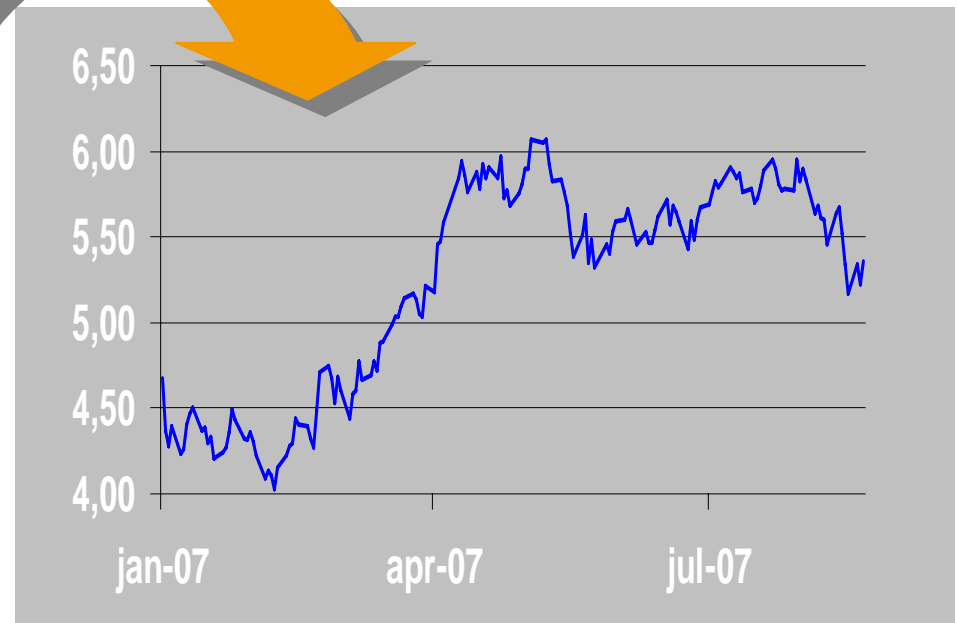
Revenue analysis 1H 2007 vs. 1H 2006



EURO

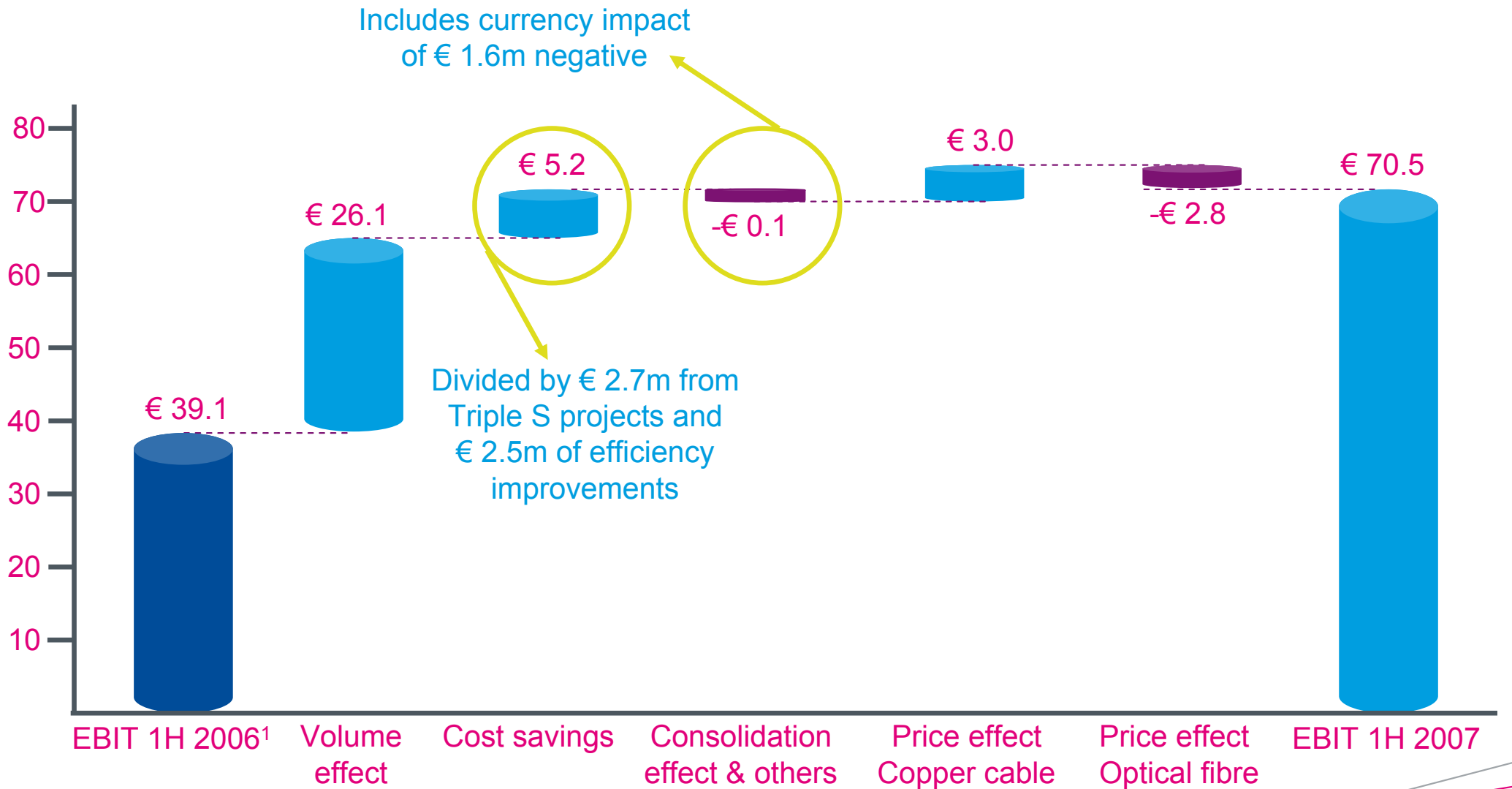


EURO



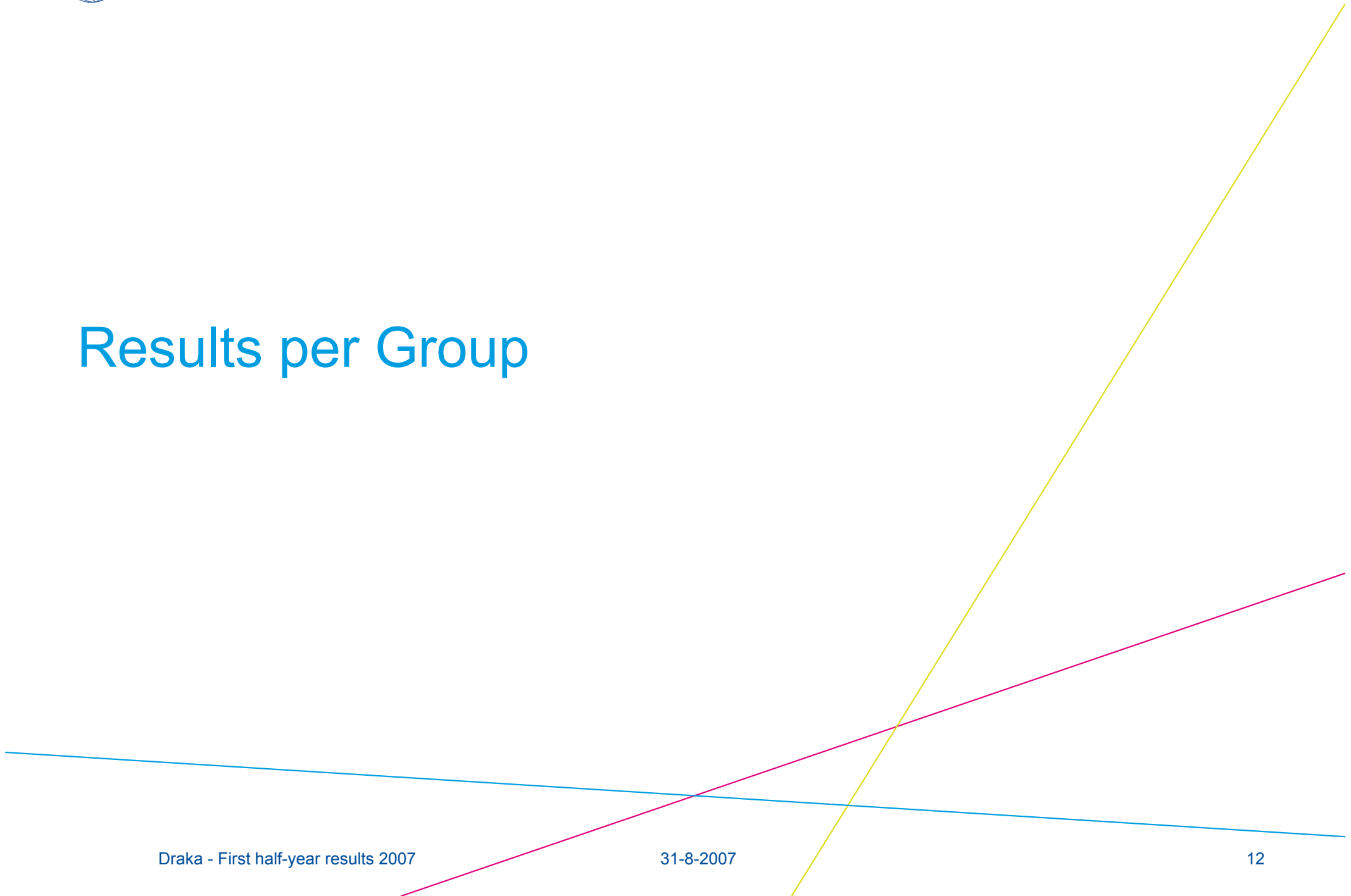
Copper price remains very volatile; in 1H 2007 copper price increased on average 3.5% (euros) compared to 1H 2006

EBIT analysis 1H 2007 vs. 1H 2006



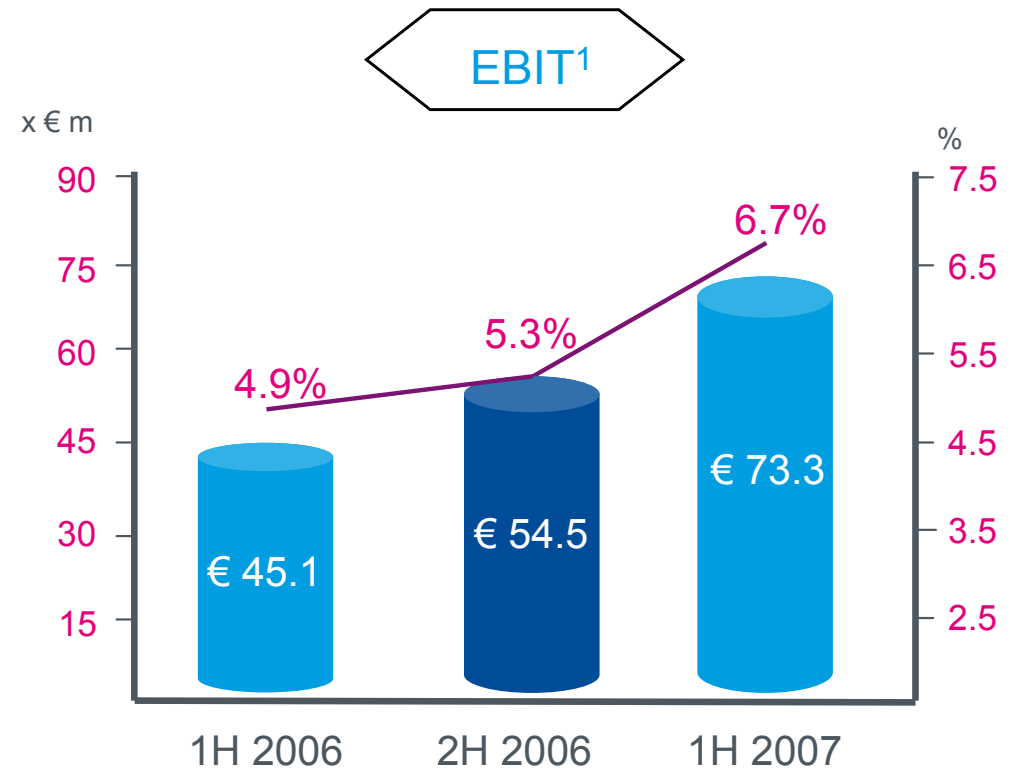
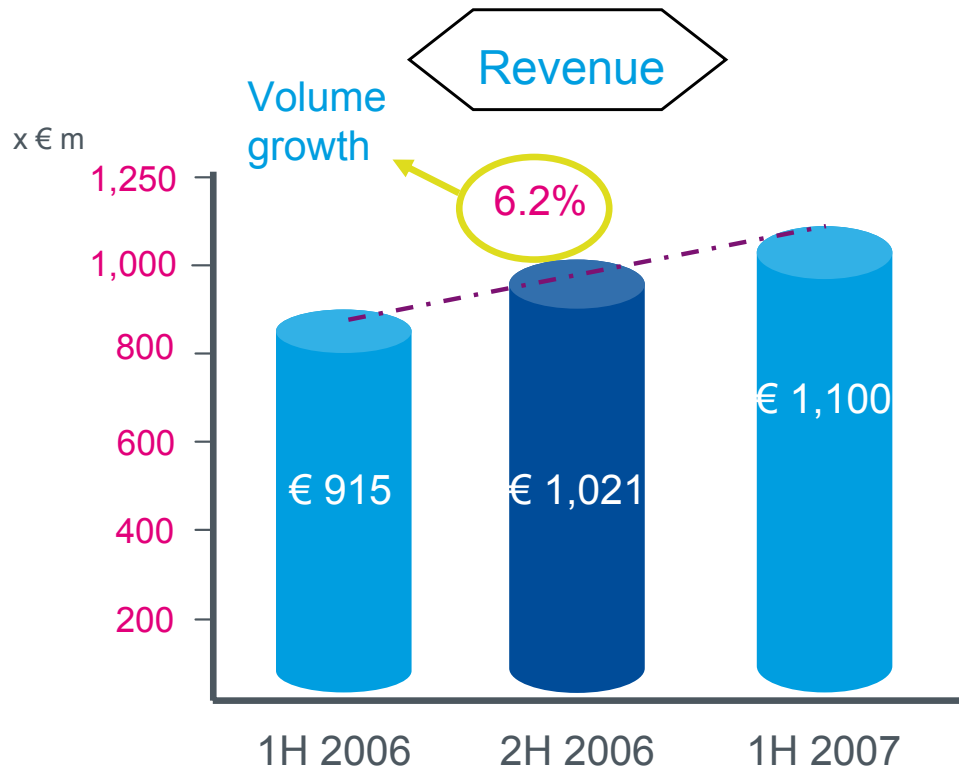
¹ Excluding non-recurring items of € 5.0m negative in 1H 2006

Results per Group



(x €m)	Revenue				EBIT			
	1H07	▲ ch	1H06	2H06	1H07 ¹	▲ ch	1H06 ¹	2H06 ¹
Draka Cableteq	1,100	20%	915	1,021	73.3	63%	45.1	54.5
Draka Comteq	316	15%	275	319	4.7	213%	1.5	4.0
Others	-	-	-	-	(7.5)	-	(7.5)	(7.0)
Total	1,416	19%	1,190	1,440	70.5	80%	39.1	51.5

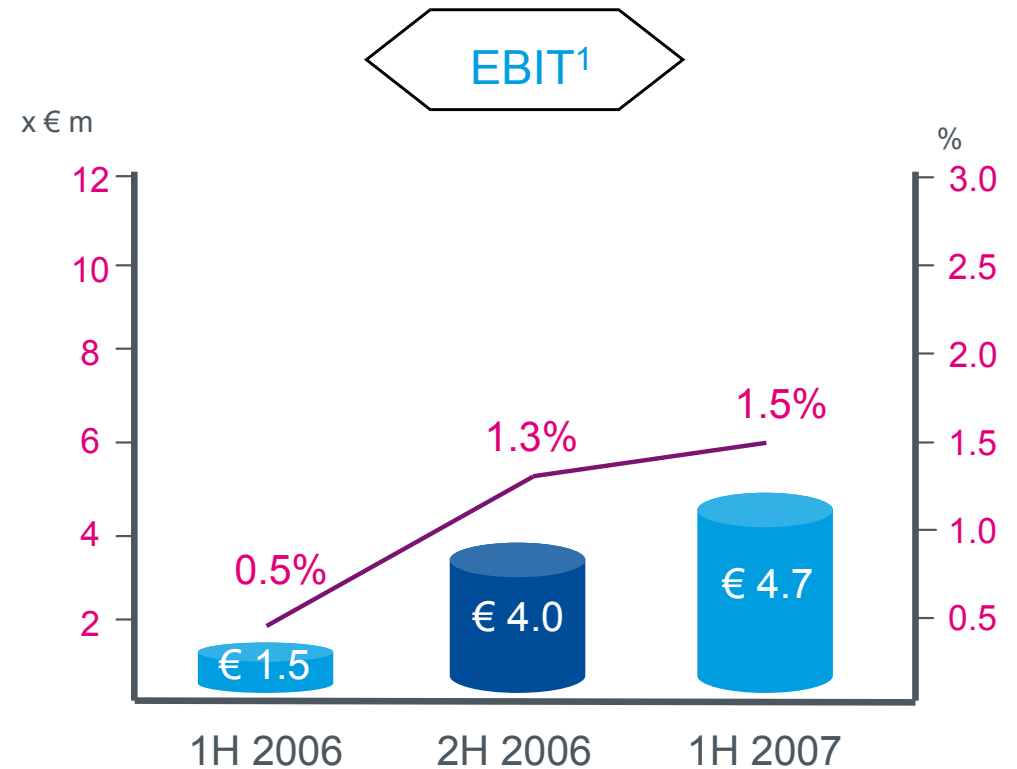
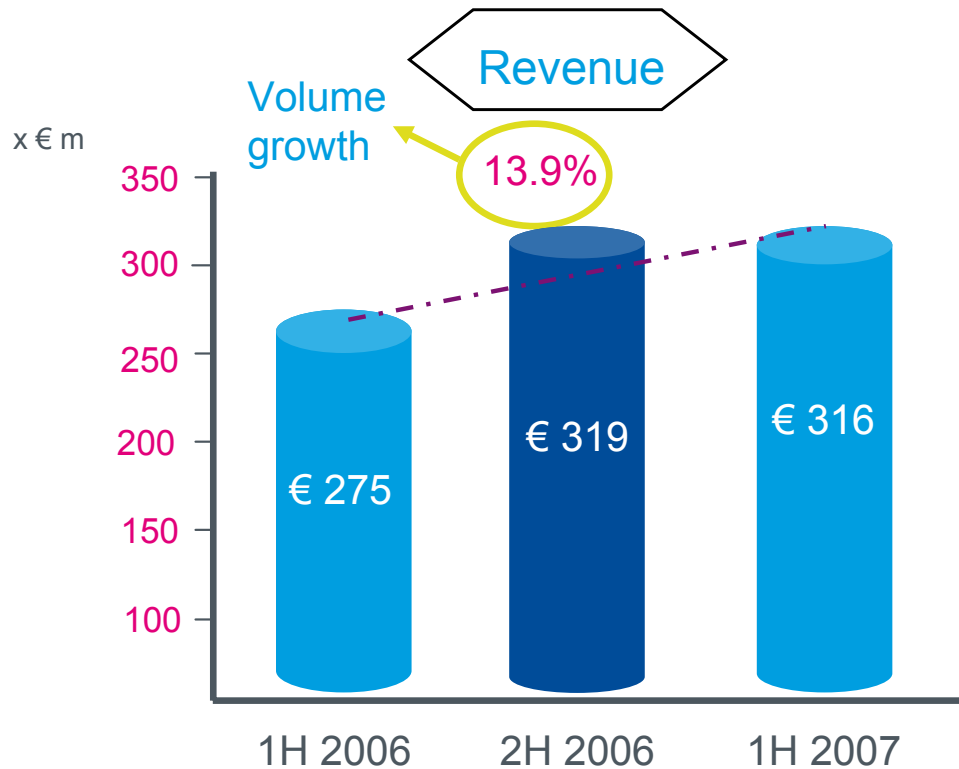
¹ Excluding non-recurring items (€ 32.9m negative in 2006 of which € 5m negative in 1H 2006)



¹ Excluding non-recurring items

Results sharply up, driven by sound volume growth and better product mix; operating margin at record high level

- Low-voltage cable segment and special-purpose cable segment contributed both to healthy volume growth of 6.2%
- All divisions contributed to higher results; Transport and Marine, Oil & Gas divisions recorded fastest growth
- Further cost savings realised (c.€ 2 million)
- Small positive impact of raw material prices on EBIT despite continuing high price volatility
- According to its strategic principles, Draka's strengthened its position further in emerging markets (China)



¹ Excluding non-recurring items

Strong volume growth and continuing cost consciousness were able to more than offset sustained price pressure

- Volume growth of almost 14%; mainly driven by growth in single mode fibre segment and continued healthy growth in data communication cable
- Ongoing fierce competition, prices under sustained pressure
- Maintained its global no. 2 position in single mode fibre; benefitted from growing European market and first deliveries to Verizon (US)
- Stop, Swap & Share programme on track; cost savings of c.€ 1 million realised in 1H 2007, additional € 4 million expected in 2H 2007. Annual cost savings estimated at c.€ 12 million in 2008

Financial position

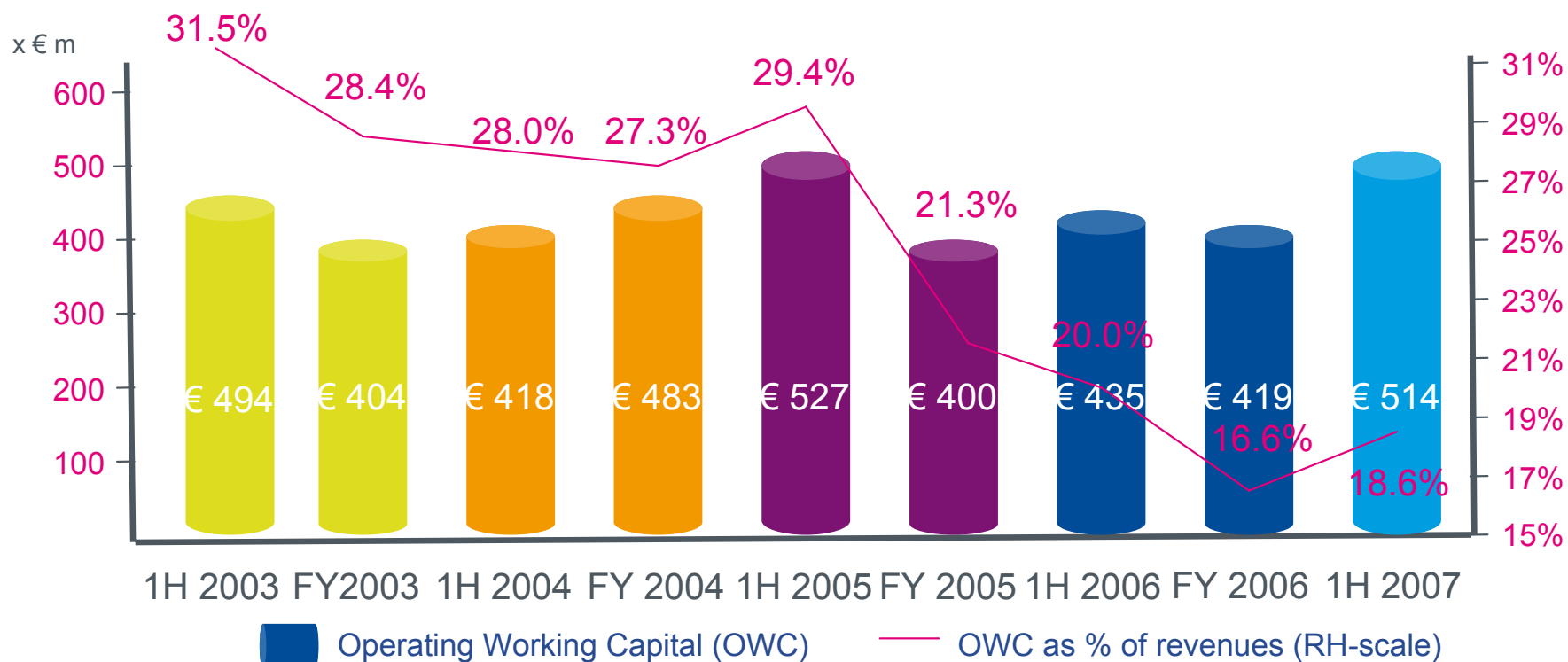


- Cash flow from operating activities slightly up to € 34 million negative; operating working capital rose in 1H 2007 almost € 60 million more than in 1H 2006
- Operating working capital ratio further reduced to 18.6% (1H 2006: 20.0%) due to continued strong focus on working capital management
- Net interest-bearing debt (incl. subordinated convertible bond at nominal value) increased with € 66 million, fully attributable to higher operating working capital
- Good balance sheet ratios maintained; solvency 24.9% and net gearing 88.7%

(x €m)	1H 2007	1H 2006	2H 2006
Profit for the period	41	13	10
Depreciation, amortisation	27	33	28
Operating working capital	(94)	(35)	19
Others (interest, tax, provisions)	(8)	(37)	49
Net cash from Operating Activities	(34)	(27)	107
Net cash used in Investments	(18)	(14)	(53)
Free cash flow	(52)	(41)	54
Net cash from Financing	69	47	(36)
Net cash flow	17	6	18

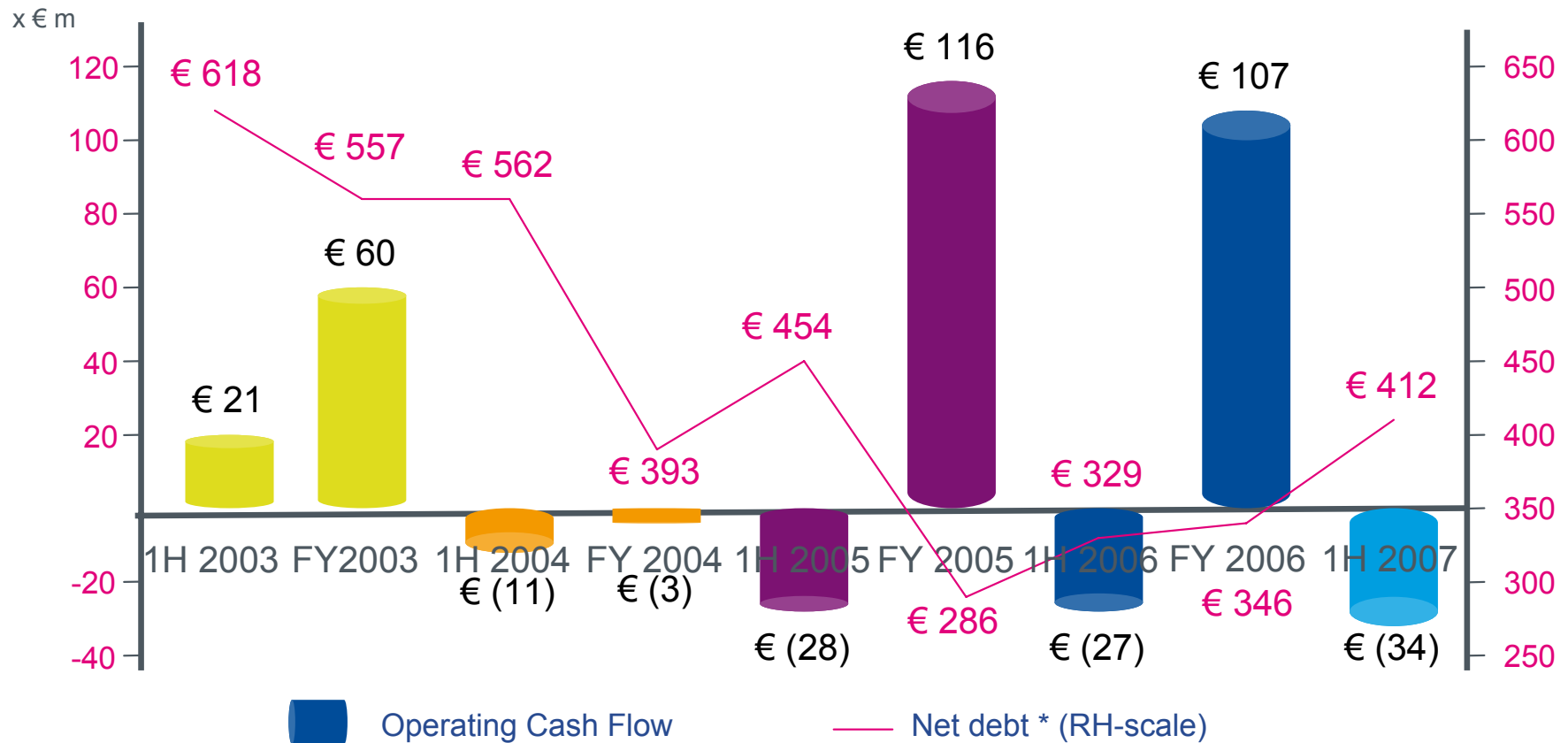
(x €m)		1H 2007	1H 2006
Draka Cableteq	- Investments	18	9
	- Depreciation	18	19
Draka Comteq	- Investments	11	8
	- Depreciation	9	9
Total	- Investments	29	17
	- Depreciation	27	28

Investment project in Rubber Cable (cable for alternative energy sources) slightly delayed; expected cash outflow c.€ 7 million in 2007 and c.€ 10 million in 1H 2008



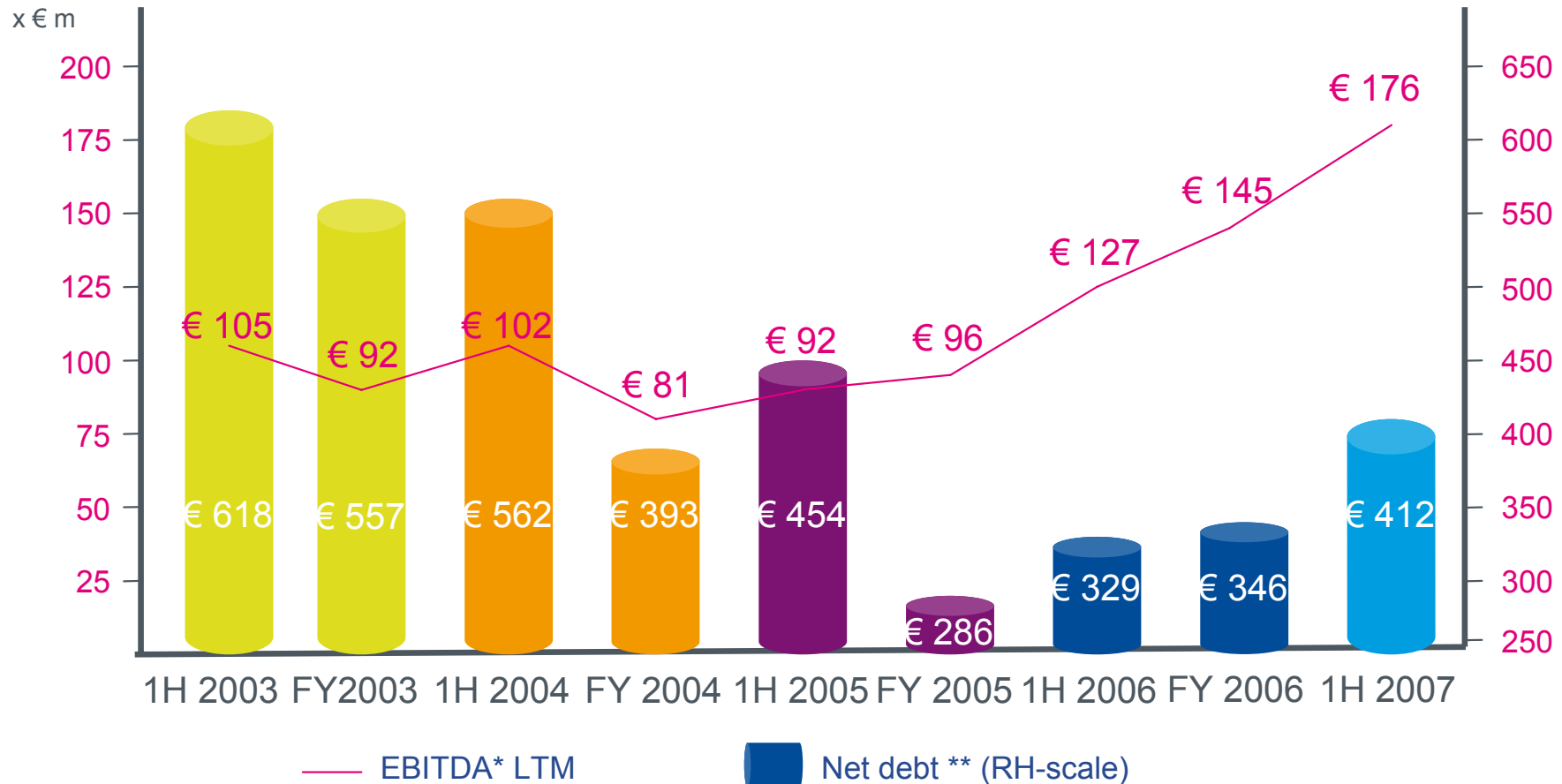
Inventory reduced to 61 days in 1H 2007 (69 days in 1H 2006)
 Payment period with customers shortened to 67 days (1H 2006: 77 days)
 Payment period with suppliers decreased to 59 days (1H 2006: 73 days)

Operating Cash Flow & Net interest bearing debt



* Net debt: incl. convertible bonds at nominal value

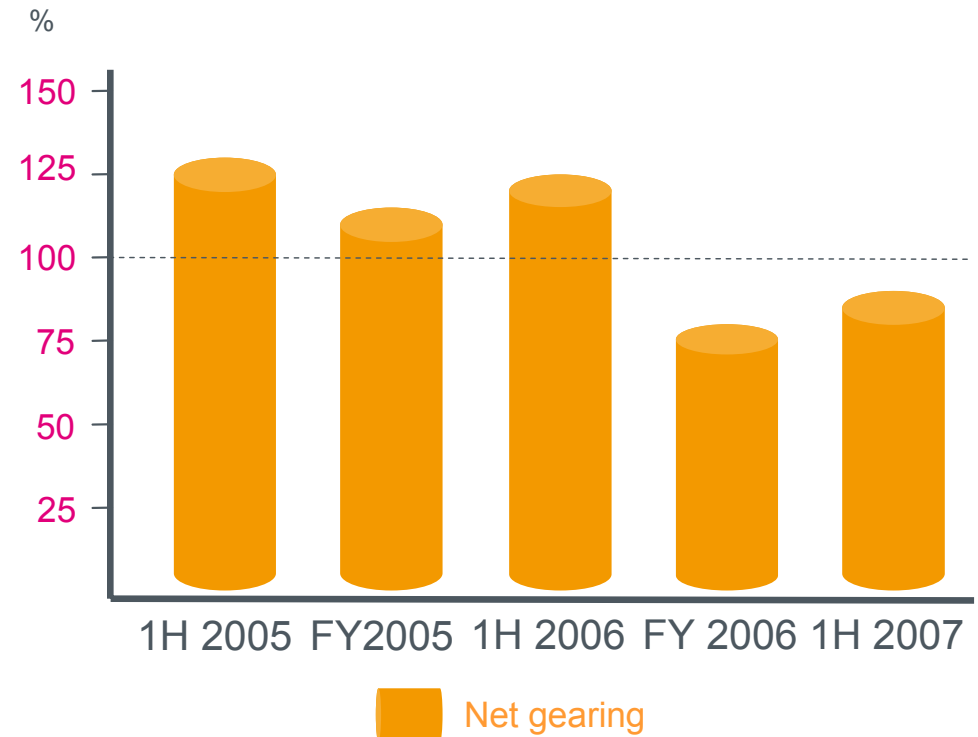
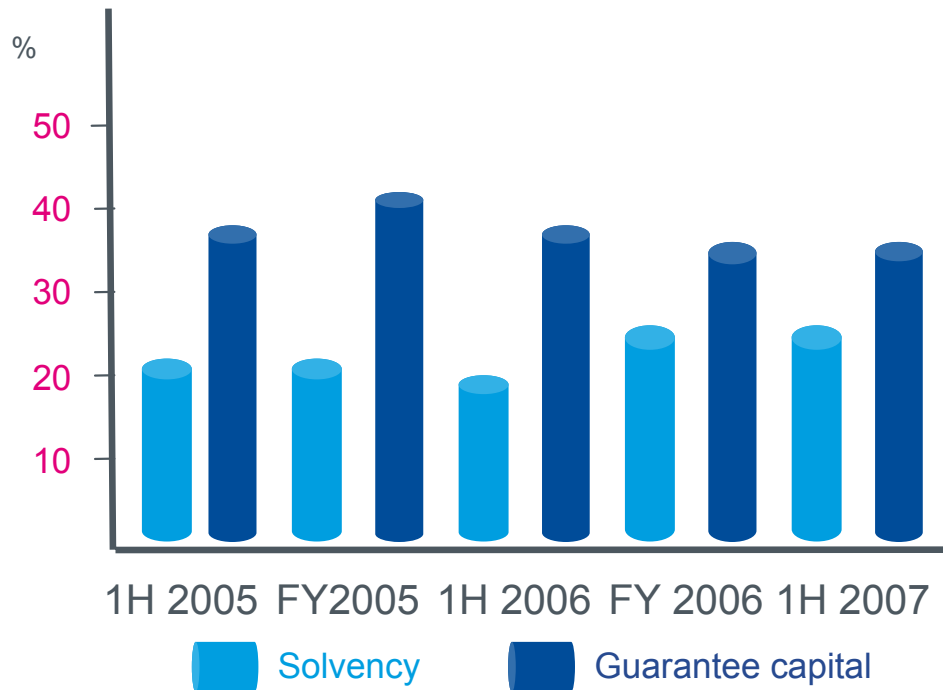
EBITDA (LTM) & Net interest bearing debt



* Excluding exceptionals

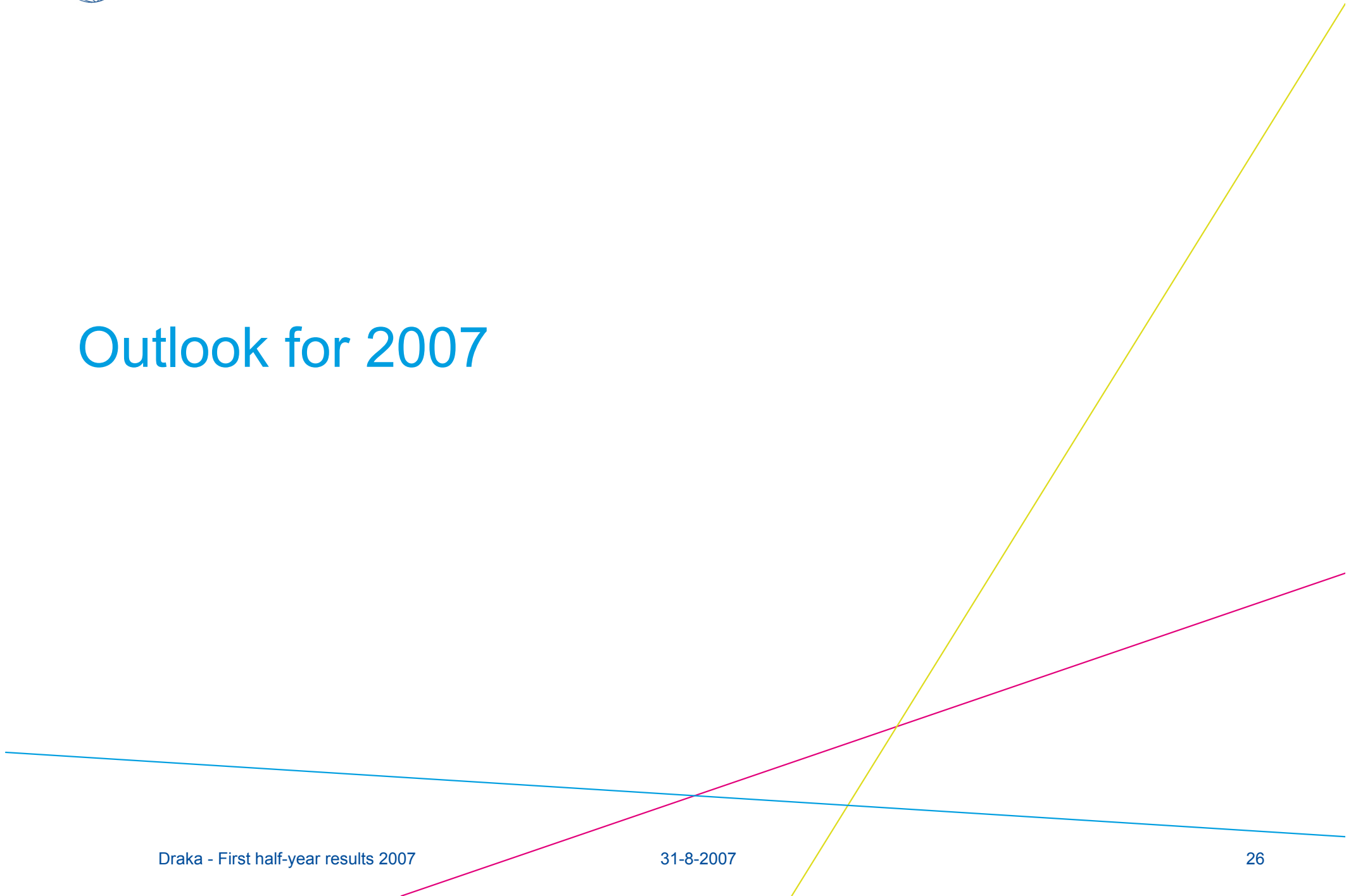
** Net debt: incl. convertible bonds at nominal value

Balance sheet ratios



Net gearing slightly up due to higher net debt; still on comfortable levels of below 100%

Outlook for 2007



- Global cable market expected to display further growth
- Draka expects to generate further volume growth; growth is anticipated to slowdown somewhat compared with strong 1H 2007
- Objectives for 2007 in accordance with Draka's strategic principles:
 - Strengthening the sales & marketing organisations, with emphasis on special-purpose cable segment
 - Continued investment in innovation
 - Continuation of programmes aimed at greater focus at the production facilities; cost savings expected of c. € 5 million in 2H 2007
 - Keeping the operating working capital ratio below 20% of revenue
 - Achieving an optimum free cash flow. Investments expected of c.€ 55 million, in line with depreciation. Special investment project for Rubber Cable division (c.€ 7 million) will be in addition to this
- Draka expects that its operating result and net income in 2H 2007 will at least equal 1H 2007 figures¹

¹ Barring unforeseen circumstances and excluding non-recurring items



Thank you for your attention
Any questions?

This presentation includes forward-looking statements. Other than statements of historical fact, all statements included in this press release, including, without limitation, those regarding our financial position, business strategy and plans and objectives of management for future operations, are forward-looking statements. We have based these forward-looking statements on our current expectations and projections about future events, including numerous assumptions regarding our present and future business strategies, operations and the environment in which we will operate in the future. These forward-looking statements involve known and unknown risks, uncertainties, assumptions and other factors relating to the company, including: our ability to enhance operational performance, increase our revenue and improve our margins; our liquidity needs exceeding expected levels; our ability to maintain our relationships with suppliers, insurers and customers; our ability to maintain our market share in the markets in which we operate; the state of the economy in the markets in which we operate; and our anticipated future results. Many of our assumptions are beyond the control of Draka and are inherently subject to substantial uncertainty. Our assumptions involve significant elements of subjective judgment that may or may not prove to be accurate, and consequently no assurances can be made regarding the analyses or conclusions derived from analyses based upon such assumptions. These forward-looking statements exclude the impact of currently unforeseen future fair value adjustments and/or impairments. Actual results may differ materially from those expressed in these forward-looking statements, and one should not place undue reliance on them. The forward-looking statements contained herein speak only as of the date on which they are made and are subject to change without notice. Except when required by applicable law or the applicable rules of any exchange on which our securities may be traded, we have no obligation to update forward-looking statements.